


**GD GOENKA PUBLIC SCHOOL**

**GORAKHPUR**

**CLASS: NURSERY**

**HOLIDAY HOMEWORK**



# **G . D . GOENKA PUBLIC SCHOOL, GORAKHPUR**

## **HOLIDAYS! HOLIDAYS! HOLIDAYS!**

*It's time to smile and play  
My holidays are from 14th May  
Wow! I'M WAITING FOR THIS LOVELY DAY.  
I WILL HAVE LOTS OF FUN,  
With friends I will do a page of writing,  
With no refusal and no fighting!*

### **Dear Parents,**

There is no doubt that vacations are the most appropriate time for the students to refresh and rejuvenate themselves to showcase their performance more enthusiastically. Children have ample energy which needs to be channelized in the right direction to get the best out of them. Keeping this in mind the holiday home activity has been designed to make them more observant and confident.

### **GUIDELINES FOR PARENTS:**

1. Holiday homework should be done under parental guidance and not by the parents.
2. The child should have a fixed time daily for doing assignments.
3. 'Reading is fun'. Inculcate the habit of reading in your child.
4. Nurture your child's interest- be it art, music, dance or anything else.
5. Let him/ her pursue a hobby of his/ her own choice.

### **GOOD MANNERS AND HABITS**

Good manners and good habits are lifelong assets and they should be practiced until they become habit. Revise the four magical words: PLEASE, SORRY, THANK YOU and EXCUSE ME which we have learned as the part of basics of good manners. Make these four magical words a habit and see the difference.

### **HYGIENE**

Purpose: Self management skills are developed through personal hygiene and cleanliness.

- Brush your teeth twice a day.
- Trim your nails often.
- Do not waste water and electricity.
- Keep your surroundings and environment clean.
- It is a bad habit to throw things out of the windows, car or balcony.

We wish you a splendid summer vacation..!!

Best Wishes!

Principal

Coordinator


**GD GOENKA PUBLIC SCHOOL**

**CLASS- NURSERY**

NAME.....

DATE.....

**DRAW MISSING PICTURE**



# GD GOENKA PUBLIC SCHOOL


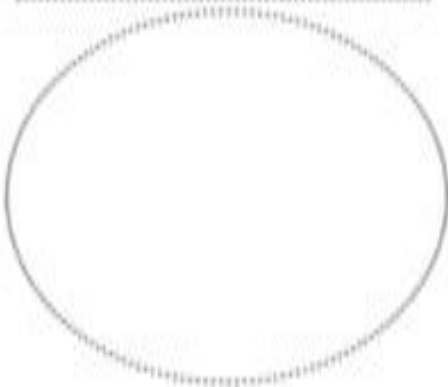
## CLASS NURSERY

NAME.....

DATE.....



Trace and colour the shapes. Match them to the objects.




**GD GOENKA PUBLIC SCHOOL**


**CLASS-NURSERY**

My name is \_\_\_\_\_  
I can draw shapes!


Square




Circle



Triangle




Rectangle



# GD GOENKA PUBLIC SCHOOL

## CLASS- NURSERY

Name \_\_\_\_\_



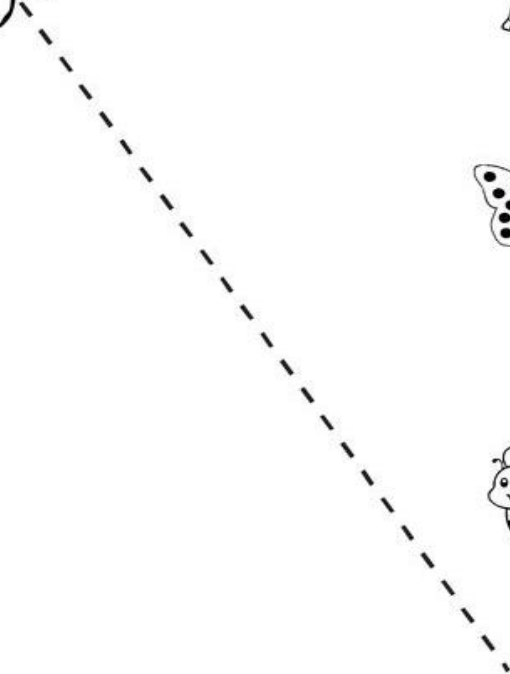







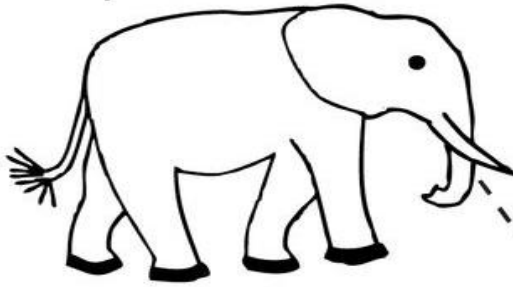
**GD GOENKA PUBLIC SCHOOL**

**CLASS NURSERY**

NAME.....

DATE.....

Draw a line to match the parents to their babies.





# GD GOENKA PUBLIC SCHOOL

## CLASS NURSERY

NAME.....

DATE.....

Circle the picture that is different.





## Holiday Activities

1. Compile the Kodak moments of summer break in album (visiting of places / your likes and dislikes).
2. Add a dash of magic and a scene of wonder into your child's life by reading out and play acting a story and a rhyme to your child every day.